



Season 2
15 Episode



Season 1
12 Episode

SMART TVS & INTERNET TV

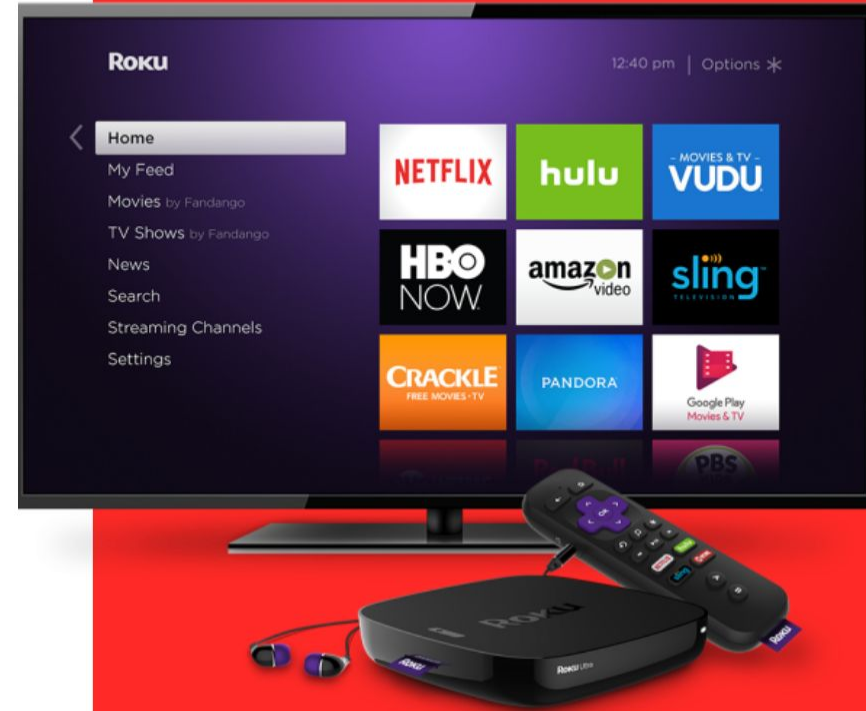
Hulu, Netflix, Prime Video

Play Now



WHAT IS INTERNET TV?


- Internet TV = Streaming content delivered over the internet instead of cable/satellite
- Requires:
 - A Smart TV (built-in apps) or
 - A streaming device (Roku, Fire Stick, Chromecast)
- Popular platforms: Netflix, Hulu, Prime Video, Disney+, Peacock, YouTube TV
- 📌 Watch shows and movies on-demand, when you want them.





- Smart TVs have built-in Wi-Fi and app stores
- To start watching:
 - a. Connect to Wi-Fi
 - b. Open app (Netflix, Hulu, etc.)
 - c. Log into your account
 - d. Browse or search, then watch

HOW SMART TVS WORK WITH STREAMING APPS



- You can also install apps from:
 - Roku Channel Store
 - Amazon Appstore
 - Google Play (Android TV)
- ♥ No cable box needed — just internet access and your login.



STREAMING SERVICE OVERVIEW

Feature	Netflix	Hulu	Prime Video
Monthly Price	\$6.99–\$22.99	\$7.99–\$17.99	Included with Prime (\$14.99/mo or
Live TV Option	✗ No	✓ Hulu + Live TV	✗ No
Original Content	✓ Yes (Netflix Originals)	✓ Yes (The Handmaid's Tale, more)	✓ Yes (The Boys, Reacher, etc.)
Ads?	Yes on lower tiers	Yes on lower tiers	Mostly ad-free
Downloads	✓ Yes	✓ Yes (Ad-free plans)	✓ Yes
Profiles	✓ Up to 5	✓ Up to 6	✓ Up to 6
4K Available	✓ Higher tiers	✓ Select content	✓ Select content

LOGGING IN & GETTING STARTED

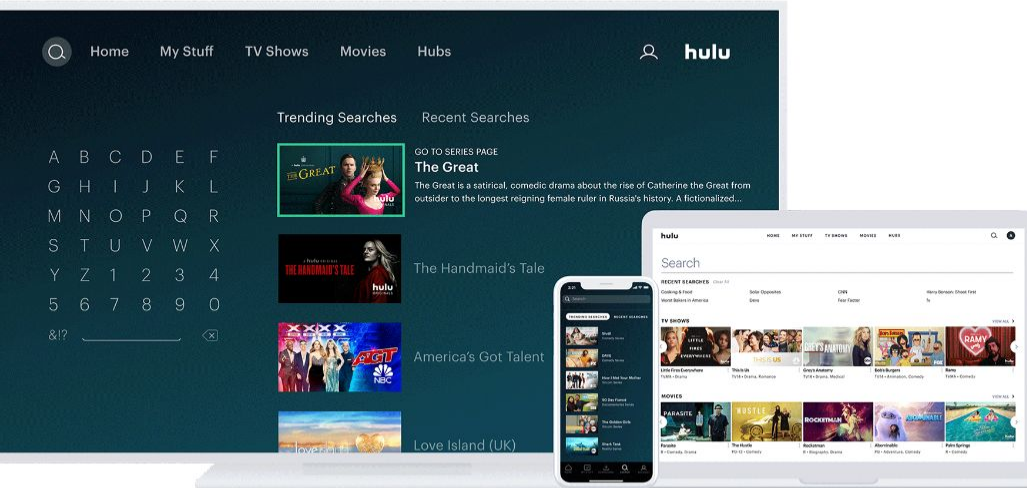
- Use your email and password (set up on web or app)
- Some services support:
 - Logging in with a QR code
 - Using voice assistants (Alexa, Google Assistant)
- You can set up profiles for each family member
 - Separate watch history
 - Personalized recommendations
 - Parental controls

📌 Tip: Use a password manager or write your login down somewhere secure.





BROWSING AND FINDING CONTENT



- All platforms let you:
- Browse by genre (e.g., Comedy, Drama, Kids)
- Search by title, actor, or director
- Use curated sections like:
 - “Continue Watching”
 - “Trending Now”
 - “Because You Watched...”
- Use voice search (if supported) for quicker results



ACCESSIBILITY FEATURES

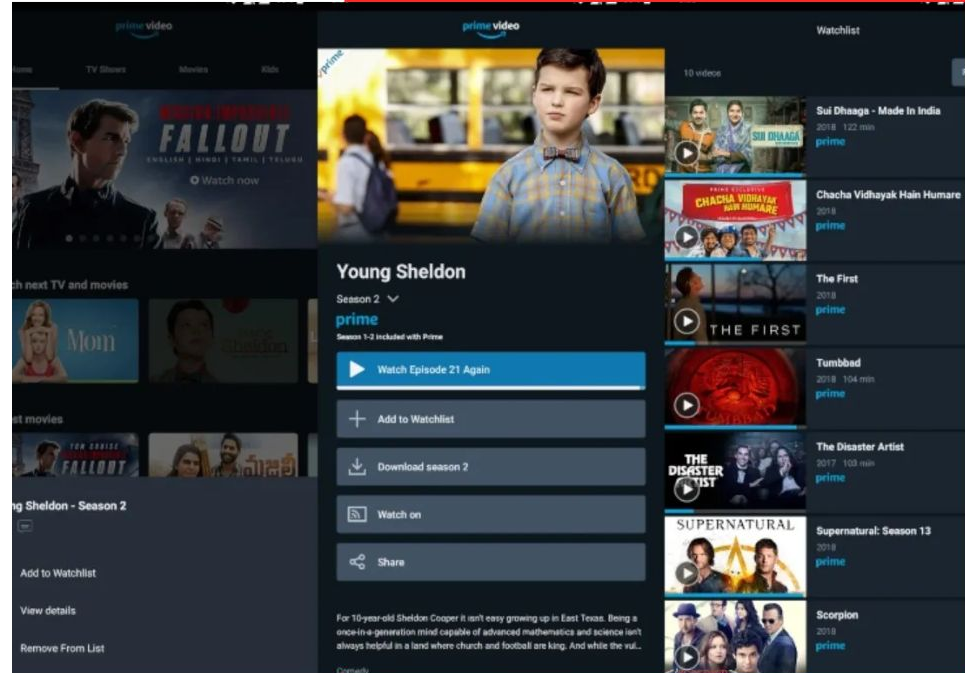
Feature	Netflix	Hulu	Prime Video
Captions/Subtitles	✓ Customizable	✓ Adjustable	✓ Available
Audio Descriptions	✓ Many titles	✓ Limited titles	✓ Growing support
Screen Reader Support	✓	✓	✓
Text Size Adjustments	Device-based	Device-based	Device-based

 Check settings under “Accessibility” or “Playback” on your TV or within the app.



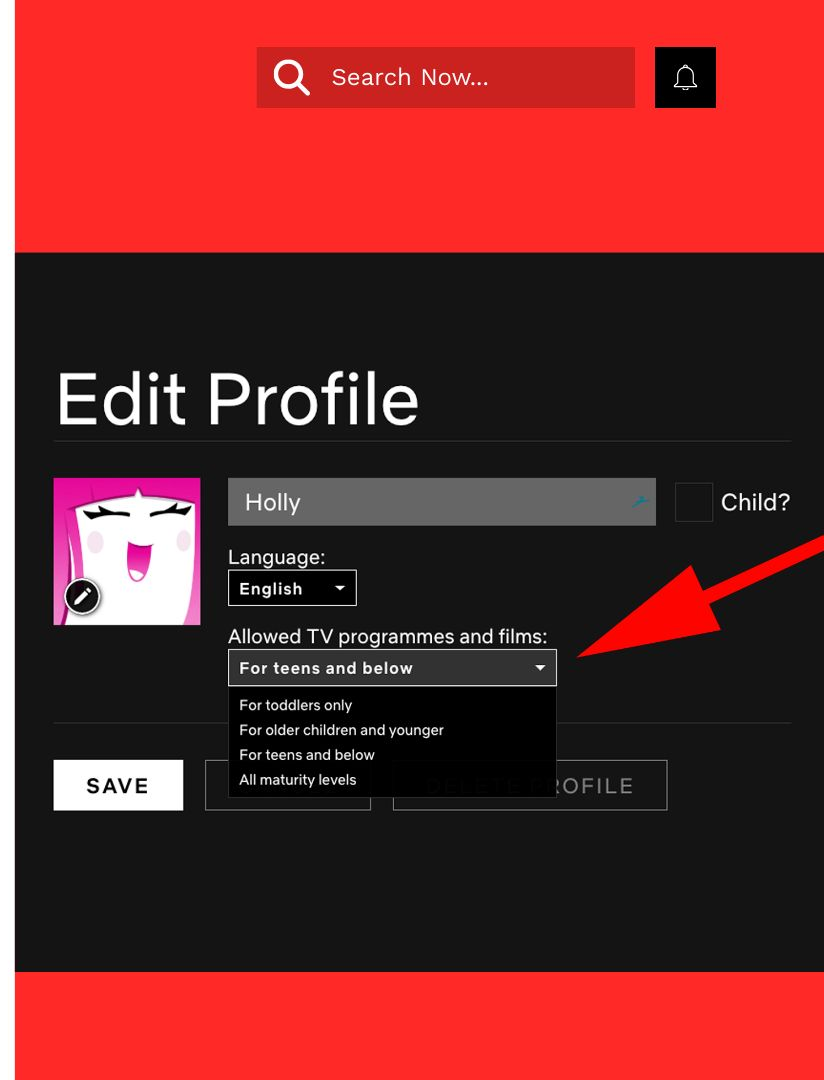
WATCHLISTS, HISTORY, AND DOWNLOADS

- Add titles to:
 - Netflix: "My List"
 - Hulu: "My Stuff"
 - Prime Video: "Watchlist"
- Downloads available on mobile:
 - Save shows to watch offline
 - Great for travel or limited internet
- Review and manage:
 - Watch history
 - Continue watching queue
 - Data usage settings








PARENTAL CONTROLS

- Netflix:
 - Create Kids profile
 - Lock profiles with PINs
 - Restrict by rating
 - Hulu:
 - Kids profiles + rating filters
 - Prime Video:
 - Parental PIN
 - Restrict purchases and content
- 📌 Keep content age-appropriate and accounts secure.





TIPS FOR SMART STREAMING

-  Adjust video quality to save data
-  Download apps to phones/tablets for remote access
-  Use notifications for new episodes or releases
-  Use smart plugs or TV timers to limit screen time
-  Set PINs or limit access to specific profiles or devices



FINAL TAKEAWAYS

- Smart TVs + streaming apps give you control over:
 - What to watch
 - When to watch
 - How to watch
- Explore:
 - Netflix for original content
 - Hulu for live TV + network shows
 - Prime Video for movies + Amazon perks
- 📌 Start with one service, try free trials, and stream smarter — your way.



THANK YOU!





DM SANS 50

- WORK SANS 26

